

Annual Data File

VIIh-k Plaice

2010

Provisional

UK (England & Wales) data
as supplied to the ICES
Working Group for the Celtic
Seas Ecoregion,
May 2011



I.C.E.S.

WORKING GROUP FOR CELTIC SEAS ECOREGION

ANNUAL DATA FILE

This document constitutes part of the Working Group's historical data base and under no circumstances should it be removed from ICES headquarters. Any amendments to the contents should be clearly annotated, dated and initialled, and drawn to the attention of the WG chairman. This document may be copied but only with the express approval of the relevant national WG member. It should be understood however that these data would normally only be used by the WG or ACFM to carry out assessment, since they may be part of on-going national research programmes

STOCK:

SOUTH WEST OF IRELAND PLAICE

ICES DIVISION :

VIIh-k

FISHING YEAR :

2010

COUNTRY :

UK (ENGLAND & WALES)

TONNES LANDED :

34.612

including landings by UK(E+W) vessels outside UK

PREPARED BY :

I D Holmes

CHECKED BY :

D J Brown

DATE :

04/04/2011

DATE :

07/04/2011

ADDRESS :

**CEFAS, LOWESTOFT LABORATORY,
PAKEFIELD ROAD, LOWESTOFT,
SUFFOLK, NR33 0HT.**

TELEPHONE NO :

(01502) 562244

2011 WORKING GROUP PREPARATION :

CONTENTS LIST

STOCK :

Vllh-k Plaice

YEAR :

2010

COUNTRY :

UK (ENGLAND & WALES)

Item	Page number
Processing notes	2
General information on fishing	3
Bubble plot of landings by ICES rectangle	4
Market sampling summary	5
Histogram of landing by month	6
Landings per unit effort (LPUE), Landings and Effort time series	7
Chart of Effort time series & monthly landings/quota uptake	8
Discard information	9
Discard Length Distributions	10

2011 WORKING GROUP PREPARATION :**PROCESSING NOTES****STOCK :** VIIh-k Plaice**YEAR :** 2010**COUNTRY :** UK (ENGLAND & WALES)**LANDINGS (t) :** 33.743 Landings by UK vessels into England & Wales.

34.612 Including landings by E&W vessels outside UK.

AGE COMPOSITIONS

	Q1	Q2	Q3	Q4	ANNUAL
BEAM TRAWL	X	X	X	X	X
ALL BAR BEAM	X	X	X	X	X
ALL GEARS COMBINED	X	X	X	X	X
ALK'S USED					
UNSEXED	X	X	X	X	X

REVISIONS TO PREVIOUS YEARS DATA NEEDED/CARRIED OUT :

2009 - No revision required

2011 WORKING GROUP PREPARATION :**GENERAL INFORMATION ON FISHING****STOCK :** VIIh-k Plaice**YEAR :** 2010**COUNTRY :** UK (ENGLAND & WALES)**LANDINGS BY UK VESSELS - BY COUNTRY OF LANDING (tonnes)**

VESSEL NATIONALITY	COUNTRY OF LANDING	Q1	Q2	Q3	Q4	ANNUAL
UK	England & Wales	1.561	9.798	15.725	6.659	33.743
England & Wales	SPAIN	0.000	0.218	0.217	0.085	0.520
England & Wales	IRELAND	0.000	0.349	0.000	0.000	0.349
	TOTAL	1.561	10.365	15.942	6.744	34.612

TAC for 2010 218 tonnes**TAC for 2011** 185 tonnes**UK (E&W) quota** 48 tonnes**UK (E&W) quota** 23 tonnes

Note: UK quota (2010) is post 'swaps'.

LANDINGS BY UK VESSELS INTO ENGLAND & WALES - BY GEAR GROUP (tonnes)

GEAR GROUP	Q1	Q2	Q3	Q4	ANNUAL
Beam Trawl	1.558	8.825	15.164	6.410	31.957
All bar beam Trawl	0.003	0.973	0.561	0.249	1.786
All gears	1.561	9.798	15.725	6.659	33.743

2011 WORKING GROUP PREPARATION :

MARKET SAMPLING SUMMARY

STOCK : Vilh-k Plaice

YEAR : 2010

COUNTRY : UK (ENGLAND & WALES)

* LANDINGS (t)	Jan	Feb	Mar	Apr	May	Jun	Jul	Aug	Sep	Oct	Nov	Dec	Ann total
Vilh	0.59	0.33	0.64	0.86	4.27	4.66	5.68	5.00	4.91	3.58	1.98	1.01	33.50
Vilj	0.00	0.00	0.00	0.00	0.01	0.00	0.01	0.14	0.00	0.04	0.05	0.00	0.25
Vilk	0.00	0.00	0.00	0.00	0.00	0.00	0.00	0.00	0.00	0.00	0.00	0.00	0.00
Total Vilh-k	0.59	0.33	0.64	0.86	4.28	4.66	5.68	5.13	4.91	3.62	2.03	1.01	33.75
+ NOS. OF LENGTH SAMPLES	0	0	0	0	0	0	0	0	0	0	2	0	2
+ SAMPLE WT. (t)	0.000	0.000	0.000	0.000	0.000	0.000	0.000	0.000	0.000	0.000	0.328	0.000	0.328
NOS. OF FISH ANALYSED BY:													
+ 1. LENGTH	0	0	0	0	0	0	0	0	0	0	372	0	372
+ 2. WEIGHT	0	0	0	0	0	0	0	0	0	0	0	0	0
+ 3. AGE	0	0	0	0	0	0	0	0	0	0	0	0	0
+ 4. SEX	0	0	0	0	0	0	0	0	0	0	0	0	0
+ 6. MAT. STAGE	0	0	0	0	0	0	0	0	0	0	0	0	0
CUM.LANDINGS	0.59	0.92	1.56	2.42	6.70	11.36	17.04	22.17	27.09	30.70	32.74	33.75	33.75

COMMENTS : Gutted/Fresh conversion factor if used = 1.07

Retrieval date

* Source : FAD Retrieval system

3-Mar-11

+ Source : Biological Sampling Database retrieval

4-Apr-11

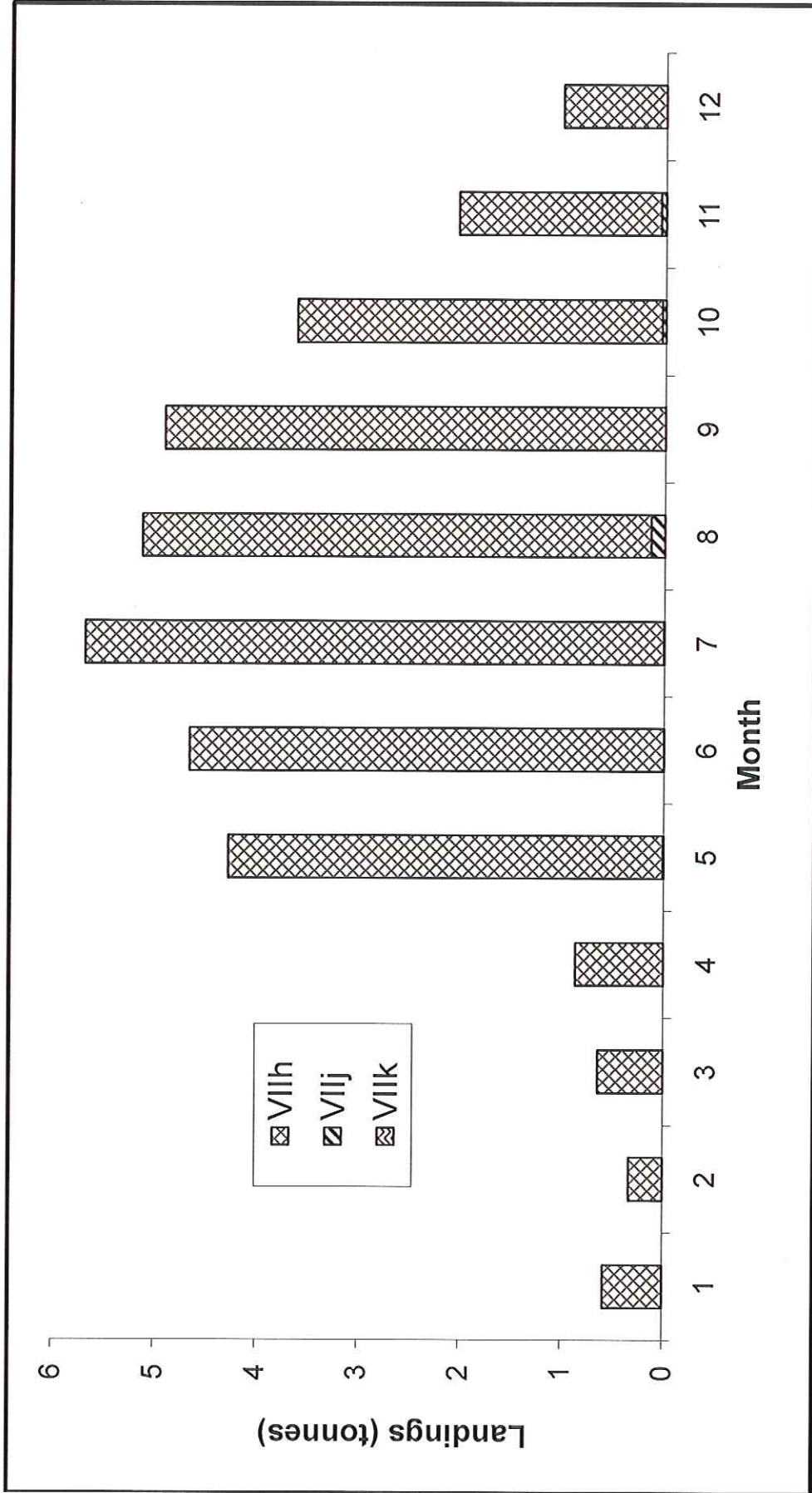
2011 WORKING GROUP PREPARATION :

LANDINGS BY MONTH

STOCK: VIIh-k Plaice

YEAR: 2010

COUNTRY: UK (ENGLAND & WALES)



2011 WORKING GROUP PREPARATION :

LANDINGS PER UNIT EFFORT (LPUE)

STOCK: Vllh-k Plaice

YEAR: 2010

COUNTRY: UK (ENGLAND & WALES)

LANDINGS PER UNIT EFFORT (LPUE)

effort data

YEAR	RECT GROUP 7H east		RECT GROUP 7H west		RECT GROUP 7J north		RECT GROUP 7J south		Total 7h-k	
	Otter trawl	Beam trawl	Otter trawl	Beam trawl	Otter trawl	Beam trawl	Otter trawl	Beam trawl	000's hr fished	000's hr fished
	(kg/hr)	(kg/hr)	(kg/hr)	(kg/hr)	(kg/hr)	(kg/hr)	(kg/hr)	(kg/hr)		
72	0.00	-	0.00	-	0.00	-	0.00	-	0.00	-
73	1.97	-	10.16	-	0.00	-	0.00	-	0.08	-
74	1.23	-	0.75	-	0.00	-	0.00	-	0.54	-
75	0.85	-	1.03	-	0.00	-	0.00	-	1.72	-
76	1.25	-	1.27	-	0.00	-	0.00	-	1.26	-
77	1.10	-	1.86	-	0.00	-	0.00	-	0.52	-
78	2.45	1.20	0.00	0.00	0.00	0.00	0.00	0.00	0.61	0.08
79	2.11	3.20	0.00	3.80	0.00	0.00	0.00	0.00	0.22	2.56
80	2.40	2.30	0.21	2.29	1.75	0.00	0.31	0.00	5.97	10.12
81	2.92	2.35	22.78	2.55	1.70	0.00	0.00	0.00	20.78	15.22
82	0.80	2.42	0.03	1.92	0.69	5.30	0.27	0.00	36.94	21.01
83	0.46	1.13	1.63	1.08	0.00	0.00	0.00	0.00	6.52	12.31
84	1.23	3.04	1.13	2.19	1.73	1.06	0.40	0.00	6.33	23.92
85	0.48	2.29	0.00	1.99	1.82	5.76	1.17	0.00	1.11	35.05
86	1.95	4.64	0.00	7.10	0.57	20.55	0.00	0.00	5.52	33.70
87	1.64	5.33	1.02	5.07	0.19	32.63	0.06	0.00	4.03	45.55
88	0.78	5.76	0.37	4.89	0.17	22.69	0.74	0.00	5.27	62.84
89	1.46	0.96	3.09	2.82	0.34	1.86	0.00	0.00	3.44	63.97
90	0.71	1.74	0.00	2.68	0.52	9.64	0.00	0.00	12.88	66.65
91	8.43	3.04	2.34	2.21	0.52	5.53	0.01	0.00	10.19	63.90
92	7.57	3.42	0.36	1.94	1.99	20.24	1.30	0.00	16.85	60.23
93	0.57	2.89	3.02	3.77	2.10	9.96	0.00	0.00	3.57	63.69
94	3.57	3.02	0.00	3.94	0.98	5.25	0.00	0.00	2.23	71.17
95	0.12	2.69	3.00	3.06	0.75	14.95	0.58	0.00	5.29	90.99
96	1.10	1.28	0.41	1.14	0.21	5.45	0.00	0.00	15.02	91.98
97	1.05	1.04	1.35	1.59	0.37	33.16	0.02	0.00	18.21	98.19
98	7.24	1.38	0.08	0.54	0.13	8.11	0.06	0.00	18.54	82.33
99	0.10	1.20	0.16	0.80	0.12	1.35	0.00	0.00	59.32	65.54
00	0.21	1.13	0.09	0.68	0.07	0.00	0.00	0.00	64.64	68.04
01	0.56	1.24	0.02	0.56	0.09	0.00	0.01	0.00	43.62	58.58
02	0.14	0.97	0.05	0.30	0.08	0.00	0.02	0.00	44.26	65.00
03	1.59	0.99	0.12	0.27	0.13	11.96	0.00	0.00	35.02	67.17
04	0.30	0.53	0.54	0.26	0.10	0.00	0.00	0.00	35.62	66.15
05	0.05	0.41	0.00	0.21	0.03	0.00	0.00	0.00	40.50	73.57
06	0.04	0.31	0.00	0.27	0.01	0.10	0.00	0.00	45.50	60.35
07	0.02	0.32	0.03	0.12	0.02	0.00	0.00	0.00	50.72	59.57
08	0.00	0.43	0.00	0.29	0.02	0.00	0.00	0.00	35.94	40.65
09	3.85	0.57	0.03	0.20	0.04	0.00	0.00	0.00	35.67	51.96
10	0.41	0.87	0.06	0.23	0.02	0.00	0.00	0.00	35.26	46.90

Derived from CPUE_CELT : Area weighted & GRT corrected
 Units: LPUE =Kg/hour; Catch=Tonnes; Effort=thousand hours fished (Corrected)
 * Provisional

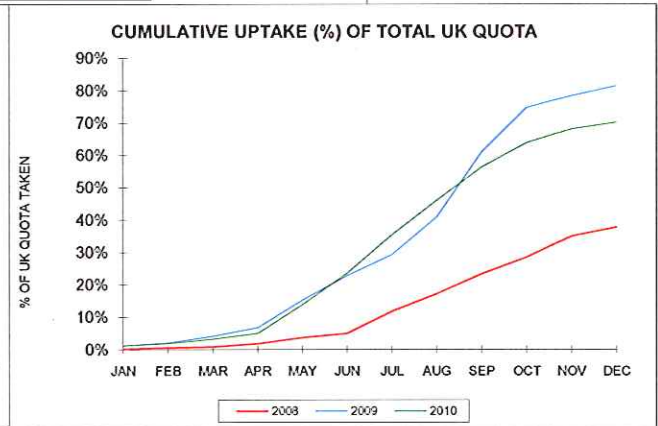
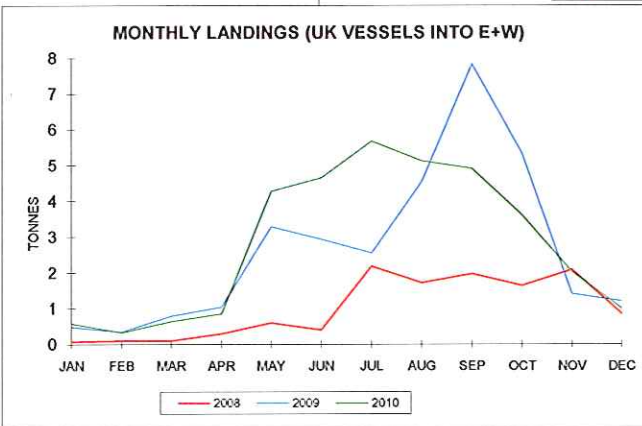
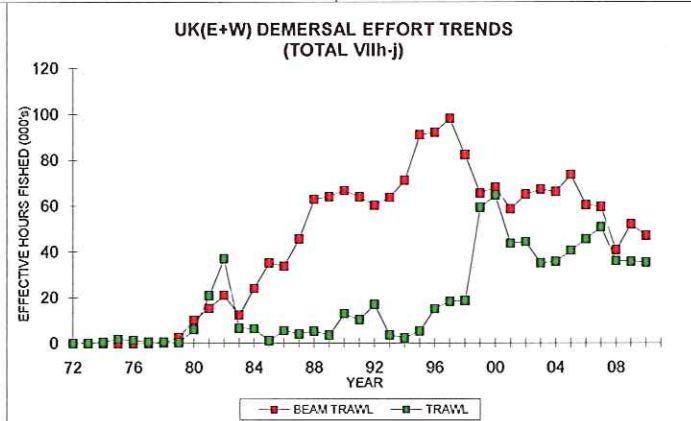
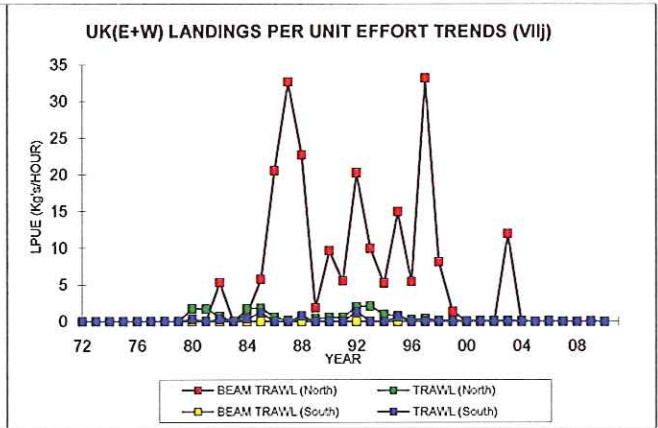
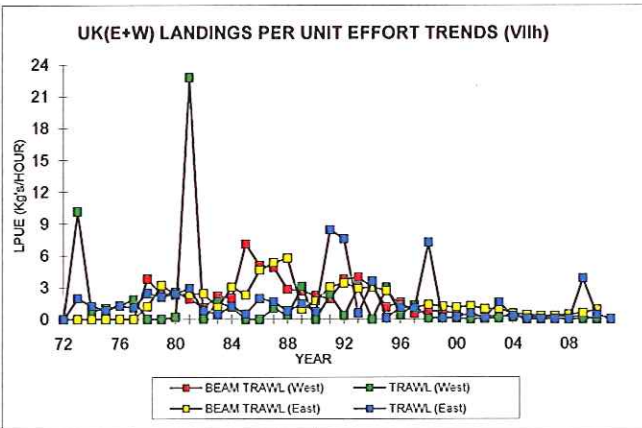
2011 WORKING GROUP PREPARATION :

TIME SERIES OF EFFORT + LANDINGS/QUOTA UPTAKE

STOCK : Vilh-k Plaice

YEAR : 2010

COUNTRY : UK (ENGLAND & WALES)



2011 WORKING GROUP PREPARATION:

DISCARDING INFORMATION

STOCK: Vlh-k Plaice

YEAR: 2010

COUNTRY: UK (ENGLAND & WALES)

Note that strings refers to static gear e.g. long lines, nets, pots and hauls to towed gears

Stock Area	Effort	Quarter 1	Quarter 2	Quarter 3	Quarter 4	Grand Total
Vlh	Trips Sampled	1	1	1	4	7
Vlj	Trips Sampled	1	0	0	0	1
Vlk	Trips Sampled	0	0	0	0	0
Vlh	Hauls/Strings Sampled	30	17	30	32	109
Vlj	Hauls/Strings Sampled	7	0	0	0	7
Vlk	Hauls/Strings Sampled	0	0	0	0	0
Vlh	No of hours fished	704	49	85	970	1808
Vlj	No of hours fished	150	0	0	0	150
Vlk	No of hours fished	0	0	0	0	0

RAISED WEIGHT MEASURED DURING DISCARD SAMPLING (KG)

SPECIES	STOCK	Quarter 1		Quarter 2		Quarter 3		Quarter 4	
		Retained	Discarded	Retained	Discarded	Retained	Discarded	Retained	Discarded
Plaice	Vlh-k	0.0	0.0	29.1	0.0	194.8	0.0	42.2	0.0
Total		0.0	0.0	29.1	0.0	194.8	0.0	42.2	0.0

RAISED NUMBER MEASURED DURING DISCARD SAMPLING

SPECIES	STOCK	Quarter 1		Quarter 2		Quarter 3		Quarter 4	
		Retained	Discarded	Retained	Discarded	Retained	Discarded	Retained	Discarded
Plaice	Vlh-k	6	0	34	0	348	0	90	0
Total		6	0	34	0	348	0	90	0

Source: CEFAS Discards Team.

2011 WORKING GROUP PREPARATION :

DISCARDING INFORMATION

STOCK : VIIIh-k Plaice

YEAR : 2010

COUNTRY : UK (ENGLAND & WALES)

Raised length distributions of Discard Sampling Trips - by Quarter

Length cm	Quarter 1		Quarter 2		Quarter 3		Quarter 4	
	Retained	Discarded	Retained	Discarded	Retained	Discarded	Retained	Discarded
29					4			
30					7		3	
31					10		2	
32					13		9	
33					32		10	
34					28		14	
35			2		33		4	
36			0		33		10	
37			2		25		9	
38			0		20		8	
39			4		19		4	
40			2		21		5	
41			6		23		2	
42			2		14		3	
43			2		13		0	
44			2		4		2	
45			0		10		2	
46			2		9		0	
47			0		6		0	
48			0		12		1	
49			0		6		0	
50			0		2		2	
51			4		1			
52			0		2			
53			0		0			
54			4		4			
55			2		2			
Total	0	0	34	0	348	0	90	0

Source: CEFAS Discards Team.